

K oznámeniu č. 194/2008 Z. z.

CONVENTION on the Control and Marking of Articles of Precious Metals

from 15 November 1972 in text of amendment from 18 May 1988

Preamble

The Republic of Austria, the Republic of Finland, the Kingdom of Norway, the Portuguese Republic, the Kingdom of Sweden, the Swiss Confederation and the United Kingdom of Great Britain and Northern Ireland;

Desiring to facilitate international trade in articles of precious metals while at the same time maintaining consumer protection justified by the particular nature of these articles;

Have agreed as follows:

I Scope and Operation

Article 1

1. Legal provisions of a Contracting State which require articles of precious metals to be assayed by an authorized body and to be marked with official stamps so as to indicate that they have been satisfactorily assayed, or require such articles to be marked so as to indicate the sponsor, the nature of the metal or the standard of fineness, shall be deemed to be satisfied in respect of articles of precious metals imported from the territory of another Contracting State if such articles have been controlled and marked in accordance with the provisions of this Convention.

2. For articles controlled and marked in accordance with the provisions of this Convention an importing Contracting State shall not require further assaying or marking of a kind referred to in paragraph 1, except for the purpose of check tests as provided in Article 6.

3. Nothing in this Convention shall require a Contracting State to allow the importation or sale of articles of precious metals which do not fulfil its national minimum standards of fineness. Furthermore, nothing in this Convention shall require a Contracting State which accepts 800 as a standard of fineness for silver to allow the importation or sale of articles marked with the 830 standard of fineness.

Article 2

For the purposes of this Convention "articles of precious metals" means articles of silver, gold, platinum or alloys thereof, as defined in Annex I.

Article 3

1. In order to benefit from the provisions of Article 1, articles of precious metals must be:

- a) submitted to an authorized assay office appointed in accordance with Article 5;
- b) controlled by the authorized assay office in accordance with the rules and procedures laid down in Annexes I and II;
- c) marked with the marks as prescribed in Annex II, including the Common Control Mark as described in paragraph 8 thereof.

2. The benefits of Article 1 shall not be applicable to articles of precious metals which, after being marked as prescribed in Annex II, have had any of these marks altered or obliterated.

Article 4

The Contracting States shall not be obliged to apply the provisions of paragraphs 1 and 2 of Article 1 to articles of precious metals which, since being submitted to an authorized assay office, and controlled and marked as prescribed in Article 3, have been altered by addition or in any other manner.

II Control and Sanctions

Article 5

1. Each Contracting State shall appoint one or more assay offices which shall be the only bodies authorized in its territory to carry out the control of articles of precious metals provided for in this Convention and to apply its own appointed assay office mark and the Common Control Mark.

2. Each Contracting State shall notify the depositary of the appointment of such authorized assay offices and of their assay office marks and any withdrawal of this authorization from any assay office previously appointed. The depositary shall immediately notify all other Contracting States accordingly.

Article 6

The provisions of this Convention shall not prevent a Contracting State from carrying out check tests on articles of precious metals bearing the marks provided for in this Convention. Such tests shall not be carried

out in such a way as to hamper unduly the importation or sale of articles of precious metals marked in conformity with the provisions of this Convention.

Article 7

The Contracting States hereby empower the depositary to register with the World Intellectual Property Organization (WIPO), in accordance with the Convention of Paris for the Protection of Industrial Property, the Common Control Mark as a national hallmark of each Contracting State. The depositary shall also do so in the case of a Contracting State in relation to which this Convention enters into force at a later date or in the case of an acceding State.

Article 8

1. Each Contracting State shall have and maintain legislation prohibiting subject to penalties, any forgery or misuse of the Common Control Mark provided for by this Convention or of the marks of the authorized assay offices which have been notified in accordance with paragraph 2 of Article 5, and any unauthorized alteration to the article or alteration or obliteration of the fineness mark or responsibility mark after the Common Control Mark has been applied.

2. Each Contracting State undertakes to institute proceedings under such legislation when sufficient evidence of forgery or misuse of the Common Control Mark or marks of the authorized assay offices, or unauthorized alteration to the article or alteration or obliteration of the fineness mark or responsibility mark after the Common Control Mark has been applied is discovered or brought to its attention by another Contracting State or, where more appropriate, to take other suitable action.

Article 9

1. If an importing Contracting State or one of its assay offices has reason to believe that an assay office of an exporting Contracting State has affixed the Common Control Mark without having complied with the relevant provisions of this Convention, the assay office by which the articles are purported to have been marked shall be immediately consulted, and the latter assay office shall promptly lend all reasonable assistance for the investigation of the case. If no satisfactory settlement is reached, either of the parties may refer the case to the Standing Committee by notifying its Chairman. In such a case the Chairman shall convene a meeting of the Standing Committee not later than one month from the receipt of such notification.

2. If any matter has been referred to the Standing Committee under paragraph 1, the Standing Committee may, after having given an opportunity for the parties concerned to be heard, make recommendations as to the appropriate action to be taken.

3. If within a reasonable time a recommendation

referred to in paragraph 2 has not been complied with, or the Standing Committee has failed to make any recommendation, the importing Contracting State may then introduce such additional surveillance of articles of precious metals marked by that particular assay office and entering its territory, as it considers necessary, including the right temporarily to refuse to accept such articles. Such measures shall immediately be notified to all Contracting States and shall be reviewed from time to time by the Standing Committee.

4. Where there is evidence of repeated and grave misapplication of the Common Control Mark the importing Contracting State may temporarily refuse to accept articles bearing the assay office mark of the assay office concerned whether or not controlled and marked in accordance with this Convention. In such a case the importing Contracting State shall immediately notify all other Contracting States and the Standing Committee shall meet within one month to consider the matter.

III Standing Committee and Amendments

Article 10

1. A Standing Committee is hereby established on which each Contracting State shall be represented. Each Contracting State shall have one vote.

2. The tasks of the Standing Committee shall be:

- a) to consider and review the operation of this Convention;
- b) to promote technical and administrative co-operation between the Contracting States in matters dealt with by this Convention;
- c) to consider measures for securing uniform interpretation and application of the provisions of this Convention;
- d) to encourage the adequate protection of the marks against forgery and misuse;
- e) to make recommendations in the case of any matter referred to it under the provisions of paragraph 2 of Article 9, or for the settlement of any dispute arising out of the operation of this Convention which is presented to the Standing Committee;
- f) to examine whether the arrangements of a State interested in acceding to this Convention comply with the conditions of the Convention and its Annexes and to make a report in that respect for consideration by the Contracting States.

3. The Standing Committee shall adopt rules of procedure for its meeting including rules for the convening of such meetings. This Committee shall meet at least once a year. The first meeting shall be convened by the depositary not later than six months after the coming into force of this Convention.

4. The Standing Committee may make recommendations on any question relating to the implementation of this Convention or make proposals for the amendment of this Convention or its Annexes. Such recommendations or proposals shall be

transmitted to the depositary who shall notify all Contracting States.

Article 11

1. In the case of a proposal received from the Standing Committee for amendment of the Annexes to the Convention the depositary shall notify all Contracting States and invite their Governments to give their consent to the proposed amendment within four months. Such consent may be conditional in order to meet internal constitutional requirements.

2. Unless a negative reply has been received from the Government of a Contracting State within the period mentioned in paragraph 1, the amendment to the Annexes shall come into force six months after the expiration of this period unless a later date for its entry into force has been provided for in the amendment, and provided that the conditions in any consent referred to in paragraph 1 have been fulfilled. The depositary shall notify the entry into force and the relevant date to all Contracting States.

3. In the case of a proposal received from the Standing Committee for the amendment of the Articles to the Convention, or in the case of a proposal for amendment of the Convention or its Annexes received from a Contracting State, the depositary shall submit such proposals for acceptance to all Contracting States.

4. If within three months from the date of the submission of a proposal for amendment under paragraph 3 a Contracting State requests that negotiations be opened on the proposal, the depositary shall arrange for such negotiations to be held.

5. Provided it is accepted by all Contracting States, an amendment to this Convention or its Annexes proposed under paragraph 3 shall enter into force one month after deposit of the last instrument of acceptance unless another date is provided for in the amendment. Instruments of acceptance shall be deposited with the depositary who shall notify all Contracting States.

IV Final Provisions

Article 12

1. Any State being a Member of the United Nations or of any of the specialized agencies or of the International Atomic Energy Agency or a Party to the Statute of the International Court of Justice and having arrangements for the assay and marking of articles of precious metals necessary to comply with the requirements of the Convention and its Annexes may, upon invitation of the Contracting States to be transmitted by the depositary government, accede to this Convention.

2. The Governments of the Contracting States shall base their decision whether to invite a State to accede primarily on the report referred to in paragraph 2 of Article 10.

3. The invited State may accede to this Convention by depositing an instrument of accession with the depositary which shall notify all other Contracting States. The accession shall become effective three months after deposit of that instrument.

Article 13

The Kingdom of Denmark and the Republic of Iceland, which participated in the drafting of this Convention, may accede to it by depositing an instrument of accession with the depositary. The accession shall become effective two months after the date of deposit of that instrument, but not before the expiry of the period of four months mentioned in paragraph 2 of Article 16.

Article 14

1. The Government of any signatory or acceding State may, when depositing its instrument of ratification or accession, or at any time thereafter, declare in writing to the depositary that this Convention shall apply to all or part of the territories, designated in the declaration, for the external relations of which it is responsible. The depositary shall communicate any such declaration to the Governments of all other Contracting States.

2. If the declaration was made at the time of the deposit of the instrument of ratification or accession this Convention shall enter into force in relation to those territories on the same date as the Convention enters into force in relation to the State having made the declaration. In all other cases the Convention shall enter into force in relation to those territories three months after the declaration has been received by the depositary.

3. The application of this Convention to all or part of such territories may be terminated by the Government of the State having made the declaration referred to in paragraph 1 provided that it gives three months' notice in writing to the depositary which shall notify all other Contracting States.

Article 15

Any Contracting State may withdraw from this Convention provided that it gives twelve months' notice in writing to the depositary who shall notify all Contracting States, or on such other terms as may be agreed upon by the Contracting States. Each Contracting State undertakes that, in the event of its withdrawal from the Convention, it will cease after withdrawal to use or apply the Common Control Mark for any purpose.

Article 16

1. This Convention shall be ratified by the signatory States. The instruments of ratification shall be deposited with the depositary which shall notify all other signatory States.

2. This Convention shall enter into force four months after deposit of the fourth instrument of ratification. In relation to any other signatory State depositing subsequently its instrument of ratification this Convention shall enter into force two months after the date of deposit but not before the expiry of the above-mentioned period of four months.

In witness whereof the undersigned, duly authorized thereto, have signed the present Convention.

Done at Vienna this 15th day of November 1972, in a single copy in the English and French languages, both texts being equally authentic, which shall be deposited with the Government of Sweden, by which certified copies shall be transmitted to all other signatory and acceding States.

**ANNEXES I AND II TO THE CONVENTION ON THE CONTROL AND MARKING
OF ARTICLES OF PRECIOUS METALS**

- 1) Amended by the Contracting States to the Convention* on the basis of a proposal agreed to by the Standing Committee at its forty-fifth meeting in Helsinki on 25 and 26 May 1998 (entered into force on 10 March 2000)

- 2) Amended by the Contracting States to the Convention* on the basis of a proposal agreed to by the Standing Committee at its fifty-third meeting in Vienna on 15 October 2002
Entered into force on 10 August 2004

* * * * *

*) Austria, Czech Republic, Denmark, Finland, Ireland, Latvia, Lithuania, Netherlands, Norway, Portugal, Sweden, Switzerland, United Kingdom

ANNEX I Definitions and Technical Requirements

1. Definitions

For the purpose of this Convention the following definitions apply:

1.1 Precious metals

Precious metals are platinum, gold, [palladium]* and silver.

Platinum is the most precious metal followed by gold, [palladium]* and silver.

1.2 Precious metal alloy

A precious metal alloy is a solid solution containing at least one precious metal.

1.3 Precious metal article

A precious metal article is any item of jewellery, goldsmith's, silversmith's or watchmaker's ware or any other object made entirely or in part from precious metals or their alloys.

1.4 Fineness

The fineness is the content of the named precious metals measured in terms of parts per thousand by weight of alloy.

1.5 Standard of fineness

The standard of fineness is the minimum content of the named precious metals measured in terms of parts per thousand by weight of alloy.

1.6 Precious metal coating/plating

A precious metal coating or plating is a layer of precious metal or of precious metal alloy applied to all, or part of a precious metal article e.g. by chemical, electrochemical, mechanical or physical process.

1.7 Base metals

Base metals are all metals except platinum, gold, [palladium]**, and silver.

2. Technical requirements

2.1 The Convention does not apply to:

- a) Articles made of alloys of a fineness less than 850 for platinum, 375 for gold, [500 for palladium]* and 800 for silver;
- b) Any article which is intended to be used for medical, dental, veterinary, scientific or technical purpose;
- c) Legal tender;
- d) Parts or incomplete semi-manufactures (e.g. metal parts or surface layer);
- e) Raw materials such as bars, plates, wire and tubes;
- f) Base metal articles coated with precious metal;
- g) Any other object decided by the Standing Committee.

The articles referred to in a) to g) above cannot therefore be marked with the Common Control Mark.

2.2 Standards of fineness applied under the Convention**

for platinum:	999, 950, 900, 850
for gold:	999, 916, 750, 585, 375
[for palladium:	999, 950, 500]*
for silver:	999, 925, 830, 800

2.2.1 Other standards of fineness may be recognised by the Standing Committee, depending on international developments.

2.3 Tolerance

2.3.1 No negative tolerance is permitted in relation to the standard of fineness indicated on the article.

2.3.2 Separate rules for special manufacturing techniques are established by the Standing Committee.

2.4 Use of solder

2.4.1 Solder may be used only for joining purposes. In principle, the standard of fineness of the solder shall be the same as the standard of fineness of the article.

2.4.2 Practical exceptions from this principle and other methods of joining are defined by the Standing Committee.

2.5 Use of base metal parts

2.5.1 Base metal parts in precious metal articles shall be prohibited except as follows:

* Shall apply only after the entry into force of the amendment to Article 2 of the Convention.

** See Article 1, Paragraph 2 of the Convention.

- a) Movements of propelling pencils, clocks and watches, the internal mechanism of lighters and similar mechanisms where precious metals are unsuitable for technical reasons;
 - b) Blades of knives and such parts of bottle openers and corkscrews and similar articles for which precious metals are unsuitable for technical reasons;
 - c) springs;
 - d) wire for joints of silver hinges;
 - e) pins for silver brooches.
- Other exceptions can be decided on by the Standing Committee.
- 2.5.2 Rules for joining base metal parts permitted under paragraph 2.5.1 to precious metal parts are established by the Standing Committee.
- 2.5.3 Base metal parts where practicable shall be stamped or engraved "METAL" or with a specific designation of the metal; where this is impracticable these shall be readily distinguishable by colour from the precious metal. These requirements shall not apply to clock or watch movements. Base metal shall not be used for the purpose of strengthening, weighting or filling.
- 2.6 Use of non-metallic substances**
The use of non-metallic parts shall be permitted provided these are clearly distinguishable from the precious metal, they are not plated or coloured to resemble precious metals and their extent is visible. The Standing Committee can decide on further details.
- 2.7 Coating of precious metal articles**
Precious metal coating must be of at least the same fineness as the article or of a more precious metal.
- 2.7.1 The Standing Committee decides on permitted coatings.

* * * * *

ANNEX II

Control by the authorised assay office(s)

1. General

The authorised assay office(s) (hereafter referred to as “the assay office”) shall examine whether articles of precious metals which are presented to it in order to be marked with the Common Control Mark fulfil the conditions of Annex I to the Convention.

- 1.1 If an article is found by the assay office to be complete as to all its metallic parts and if it complies with the provisions of Annex I to this Convention, the assay office shall, on request, mark the article with its assay office mark and the Common Control Mark. In cases where the Common Control Mark is applied the assay office shall, before the article leaves its custody, ensure that the article is fully marked in accordance with the provisions of paragraphs below.

2. Methods of analysis

The assay office shall use any of the approved methods of analysis in assaying articles of precious metals as listed under Appendix I. The Standing Committee can amend this list according to future developments. Other test methods may be used to evaluate the homogeneity of the batch.

3. Sampling

The number of items taken from a batch and the number of samples taken from these items for testing and analysis shall be sufficient to establish the homogeneity of the batch and ensure that all parts of all articles controlled in the batch are up to the required standard of fineness. Sampling guidelines are established by the Standing Committee.

4. Marking

The following minimum marks shall be applied on articles which satisfy the criteria in Annex I:

- a) a registered responsibility mark as described in paragraph 4.2;
- b) the mark of the assay office;
- c) the Common Control Mark as described in paragraph 4.3.; and
- d) the corresponding fineness mark in arabic numerals;

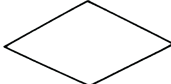
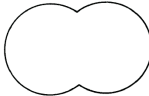

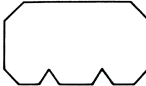
Marks b) and c) shall be punched on the article by the assay office.

Marks a) and d) can be applied by punching, casting or engraving on the article.

Whenever possible, all marks shall be placed in immediate proximity to each other.

Other marks which are not to be confused with the marks mentioned above are allowed as additional marks.

- 4.1 The Standing Committee can decide on other methods of marking articles.
- 4.2 The responsibility mark referred to in paragraph 4 a), shall be registered in an official register of the Contracting State and/or one of its assay offices, in whose territory the article in question is controlled.
- 4.3 The Common Control Mark shall consist of the representation of a balance together with the number in Arabic numerals showing the standard of fineness of the article in parts per thousand in relief on a lined background surrounded by a shield indicating the nature of the precious metal as follows:

for platinum articles:	
for gold articles:	
[for palladium articles:]*	
for silver articles:	

* Shall apply only after the entry into force of the amendment to Article 2 of the Convention.

-
- 4.3.1 All different standards of fineness listed by the Standing Committee can be represented.
- 4.3.2 The approved sizes of the Common Control Mark are listed in Appendix 2. This list can be amended by the Standing Committee.
- 4.4 Articles consisting of more than one alloy of the same precious metal
Where an article consists of different alloys of the same precious metal, the fineness mark and the Common Control Mark applied shall be that of the lowest fineness present in the article. Exceptions can be decided on by the Standing Committee.
- 4.5 Articles consisting of parts
If an article consists of parts which are hinged or readily separable, the above marks shall be applied to the main part. Where practicable the Common Control Mark shall be applied also to the lesser parts.
- 4.6 Articles consisting of different precious metal alloys
- 4.6.1 If an article consists of different precious metal alloys, and if the colour and extent of each alloy are clearly visible, the marks referred to in paragraph 4 a), b), c) and d) shall be applied on one precious metal alloy and the appropriate Common Control Mark on the other(s).
- 4.6.2 If an article consists of different precious metal alloys and if the colour and extent of each alloy is not visible, the marks referred to in paragraph 4 a), b), c) and d) shall be applied on the least precious metal. The Common Control Mark relating to the more precious metals may not be applied.
- 4.6.3 Exceptions from the rules above justified by technical reasons are decided on by the Standing Committee.

APPENDIX I

Methods of analysis and other test methods

The testing of articles of precious metals submitted for marking with the Common Control Mark consists of the two following steps:

1. the evaluation of the homogeneity of the batch, and
2. the determination of the fineness of the alloy.

1. The homogeneity of the batch may be evaluated by one of the following test methods:

- a) touchstone testing;
- b) testing by X-ray spectroscopy; and
- c) analysis of scraps assembled from several pieces taken out of the batch.

2. The fineness of the precious metals content is determined by one of the following approved methods of analysis:

- Platinum: Gravimetric method after precipitation of diammonium-hexachloroplatinate (Document EN 31210/ISO 11210: 1995)
Gravimetric method by reduction with mercurous chloride (Document EN 31489/ISO 11489: 1995)
Spectrometric method/ICP solution (Document pr EN 31494/ISO/DIS 11494)
Atomic absorption (Document ISO/WD 11492)
- Gold: Cupellation method (Document EN 31426/ISO 11426: 1997)
Spectrometric method/ICP solution (Document ISO/WD 11493)
- [Palladium: Gravimetric determination with dimethyl glyoxime (Document EN 31490/ISO 11490: 1995)
Spectrometric method/ICP solution (Document EN 31495/ISO/DIS 11495)]*
- Silver: Volumetric (potentiometric) method using potassium bromide (Document EN 31427/ISO 11427: 1993**)
Volumetric (potentiometric) method using sodium chloride or potassium chloride (Document ISO 13756: 1997)

* Shall apply only after the entry into force of the amendment to Article 2 of the Convention.

** As amended by technical corrigendum 1:1994: "Clause 4.2: **Potassium bromide, solution**, c(KBr) = 0,1 mol/l".

APPENDIX II
Sizes of the Common Control Marks

The sizes (height) of the Common Control Mark are:

for platinum :	not smaller than 0.75 mm
for gold :	- 1.5 mm
	- 1.0 mm
	- 0.75 mm
	- 0.5 mm
[for palladium	not smaller than 0.75 mm]*
for silver :	- 4.0 mm
	- 2.0 mm
	- 1.5 mm
	- 1.0 mm
	- 0.75 mm

* Shall apply only after the entry into force of the amendment to Article 2 of the Convention.

**SCHEDULES OF ANNEXES I AND II OF THE
CONVENTION ON THE CONTROL AND MARKING OF
ARTICLES OF PRECIOUS METALS**

Adopted by the Standing Committee
at its fifty-first meeting in Lisbon on 2 October 2001

Entered into force on 1 December 2001

A. SCHEDULE OF ANNEX I

- 2. Technical requirements*
- 2.2 Standards of fineness*
- 2.3 Tolerance*
- 2.4 Use of solder*
 - 2.4.1 Principle*
 - 2.4.2 Exceptions*
- 2.5 Use of base metal parts*
 - 2.5.1 Other exceptions*
- 2.6 Use of non-metallic substances (permitted fillings)*
- 2.7 Coating of precious metal articles (surface coating)*

B. SCHEDULE OF ANNEX II

- 3. Guidelines on methods of sampling*
 - 3.1 Preliminary operations*
 - 3.2 Sampling*
 - 3.3 Lot consisting of one part or several parts of the same material*
- 4. Marking*
 - 4.1 Other methods of marking*
 - 4.4 Articles consisting of more than one fineness of the same precious metal (exceptions)*
 - 4.6 Articles consisting of different precious metals alloys (exceptions)*

A. SCHEDULE OF ANNEX I

(Definitions and Technical Requirements)

2. TECHNICAL REQUIREMENTS**2.2 Standards of fineness applied under the Convention**2.2.1 ----¹**2.3 Tolerance**2.3.2 ----²**2.4 Use of solder**

Adhesives may be used instead of the permitted solders.

2.4.1 In solder-filled wire the solder and the wire must be to the permitted fineness. Where a lower solder fineness is permitted, the whole of the wire must be to a permitted fineness.

2.4.2 Practical exceptions:

A. Precious metal:

The following exceptions are permitted:

1. Gold

The following exceptions are defined:

- Gold alloy articles with a fineness of 916/1000 or more shall be soldered with solder of a minimum fineness of 750/1000 gold.
- In the case of gold articles of filigree work and watch cases of the 750 standard, the solder shall contain not less than 740 parts of gold per 1,000. For white gold articles of the 750 standard the solder shall contain not less than 585 parts of gold per 1,000.

2. Silver

- Solder for silver articles of the 925 standard shall contain not less than 650 parts of silver per 1,000.
- Solder for silver articles of the 800 and 830 standards shall contain not less than 550 parts of silver per 1,000.

3. Platinum

Solder for platinum articles shall contain at least 995 parts per 1,000 of gold, silver, platinum or palladium.

B. Mixed precious metal:

The solder can be the permitted solder for the least precious metal fineness.

C. Precious metal with base metal:

Any suitable solder, including base metal, can be used.

2.5 Use of working base metal parts

2.5.1 Other exceptions

Base metal parts are permitted as a mechanical function for which precious metals are unsuitable either for strength or durability. Such base metal parts shall not be treated to give the appearance of a precious metal.

A. For example:

- steel wires used for the assembling of necklaces (the steel wires must not be used as decoration);
- magnets for clasps;
- security retainers for tie tacks or badge buttons;
- screws.

B. For silver articles only

- clasps only the tongue in a box snap;
- pins for silver brooches;
- pins for silver badge buttons;
- clips for hair clasps, tie clasps, etc.

¹ No other standard of fineness has been recognised by the Standing Committee.² Separate rules for special manufacturing techniques have not been established yet.

C. For horology (in addition to the movements)

- parts of movements such as dials, crowns, winding-shafts and push-pieces;
- bars for fixing the bracelets to the wristwatches;
- other spring parts;
- screws for fixing the watch back;
- screws for changing the length of the bracelets;
- separable tubes for winding-mechanisms on watch-cases made of gold, platinum [and palladium];
- separable or inseparable tubes for winding-mechanisms on silver watch-cases;
- movement-holders and casing-rings;
- domes (double back covers of pocket-watch cases) under the condition that they bear the designation of their composition, for example "METAL" or "STAINLESS STEEL".

D. Pens/biros/roller-balls/propelling pencils

The following applies to writing instruments when the cap, if there is one, is detached from the body.

1. For items with a continuous precious metal sleeve, the interior barrel may be of base metal, plastic, resin, or resin covered base metal. The inside parts in non precious metal must not be used to reinforce the precious metal sleeve.
2. For items with pierced sleeves, the interior barrel may only be plastic, resin, or resin covered base metal.
3. Clips - may be of base metal and, if so, must be marked "METAL". They may be plated.

Note: Detachability is irrelevant.

4. End parts, e.g. caps, pushers - may be of base metal and, if so, must be marked "METAL" if they are part of the interior mechanism. They may be of resin, plastic, or resin covered or plastic covered base metal.
5. Bands - on the barrel, when the band forms part of the closing mechanism of the cap or to assure tightness of a pen, the band may be in base metal. It may be plated. The band shall be clearly distinguishable by colour from precious metals.

Any other band, on the body or the cap is decorative and must be in precious metal.

The only exception is a clip with an integral band secured by an end cap.

6. Point - A base metal point is permitted provided it is a different colour. If plated, it must be marked "Metal". Resin or plastic covered base metal is permitted.
- If all base metal parts are the same colour, only one part need be clearly and visibly marked "METAL".

Note: The intention of these consents is to define permitted visible base metal parts, and to provide a choice to manufacturers. Resin covered base metal is considered to be clearly distinguishable to the consumer as not being precious metal.

2.6 Use of non-metallic substances

Permitted fillings of non-metallic substances:

Filling the base with non metallic material is permitted for better stability (e.g. candle holders, flowerpots and similar silver articles).

Filling the handles with mastic is allowed (e.g. cutlery, salad servers, carving knives and forks, dessert knives, manicure sets, toilet sets and similar articles).

2.7 Coating of precious metal articles

- 2.7.1 Subject to the provisions of paragraph 4.6.1 of the Annex II concerning the differentiation of colours on mixed articles, the following surface coating are permitted:

a) Metallic surface coating (for example: galvanic) in accordance with the table below

On	Permitted
Platinum	Rhodium
Gold	Rhodium, platinum
Silver	Rhodium, platinum, palladium, gold

b) Chemical or long-lasting thermal treatments (i.e. sulphured silver)

The colouring of the surface of articles of precious metal by means of chemical transformation of the alloy or its components may be permitted under the terms of the Convention as long as the standard of fineness is not altered by the process.

c) Non metallic coatings (i.e. enamel, niello)

B. SCHEDULE OF ANNEX II

[Control by the authorised assay office(s)]

3. GUIDELINES ON METHODS OF SAMPLING**3.1 Preliminary operations**

- 3.1.1 Visual inspection to ascertain that the articles are marked in accordance with the requirements of the Convention.
- 3.1.2 Sorting into lots
- (a) The articles should be sorted into lots of a same standard of fineness according to their marking.
- (b) The articles should also be sorted, as far as practicable, into lots containing articles of similar composition. For this purpose special attention should be paid to the colour, the design, the results of the touchstone, spot tests or other convenient methods.
- 3.1.3 Visual inspection to detect any excessive or sub-standard solder.
- 3.1.4 Visual inspection to detect base metal parts or unauthorized filling.
- 3.1.5 Test for the presence of plating or other coating and determination of its nature by chemical or other methods.
- 3.1.6 Segregation of any doubtful articles for special tests.

3.2 Sampling

- 3.2.1 The following methods of sampling may be used:
- cutting,
 - scraping,
 - drilling.
- 3.2.2 Cutting is the preferred method for accuracy but it is often not practicable. In such cases, samples may be removed by scraping. In special circumstances samples may also be obtained by drilling.
- 3.2.3 In special circumstances when an article would be unreasonably damaged by sampling, it is permissible to carry out the assay on a sample of the material used in its manufacture. In such cases the Assay Office must take any necessary steps to ascertain that the sample is from the same batch of material as that from which the article is made (i.e. the same coil of wire, sheet, bar, etc.).
- 3.2.4 If the surface of the article has been enriched (e.g. by pickling) or if it has been coated with a permitted metal (e.g. by electro deposition), the surface layer must be removed before the sample is taken. This can be carried out by scraping, filing or buffing.
- 3.2.5 Samples may be taken from convenient positions provided that they are representative of the part being sampled. Solder may be included in the sample, except in cases where it is permitted under the terms of the Convention to be of a lower standard of fineness than the standard of the article. Other types of surface impurities such as residues of polishing media must also be removed before samples are taken. Lacquer must also be removed by a suitable solvent.
- 3.2.6 Samples from articles which have been polished or are contaminated with grease may require to be degreased in a suitable solvent (e.g. trichloroethylene) before they are assayed.
- 3.2.7 According to Annex II, paragraph 3 of the Convention the number of articles selected for sampling and the extent to which samples from more than one article are bulked together before assaying will depend on circumstances. For example, in some cases, it may be more appropriate to select one or more articles at random from a lot and to assay them separately, in other cases it may be preferable to sample a greater number of articles and bulk the samples together before assay. Experience of the likely variation in fineness within a lot and the extent to which the articles may be damaged by sampling will be the deciding factors. In general, there should be a minimum number of articles selected according to the size of the lot and a limit to the number of samples bulked. As a general guide, it is suggested that for bulk samples the scrapings or cuttings from not more than 10 articles should be mixed together although this may have to be exceeded in the case of some small articles. The following table gives suggested minimum and maximum numbers of articles to be selected from lots of different sizes, according to the number of separate assays carried out.

3.3 Lot consisting of one part or several parts of the same material

Number of articles in lot	Number of articles for sampling									
	1 assay		2 assays		3 assays		4 assays		5 assays	
	Min	Max	Min	Max	Min	Max	Min	Max	Min	Max
1 – 10	1	10	2	10	etc.					
11 – 80	1	10	2	20	3	30	etc.			
81 – 224	–	–	2	20	3	30	4	40	etc.	
225 – 449	–	–	–	–	3	30	4	40	5	50
450 – 700	–	–	–	–	–	–	4	40	5	50

- 3.3.1 Where an article selected for sampling is made of several parts, each part of the article shall, where practicable, be sampled.
- 3.3.2 Samples taken from separate parts of an article may be mixed if it appears that the parts are made from the same material. If the separate parts appear to be made of different materials, the samples from such parts should be assayed separately as far as possible. For articles produced by electroforming the marked standard of fineness shall not be higher than that of the lowest tested fineness.
- 3.3.3 If articles are suspected of containing an unauthorized filling, they shall be tested by drilling or cutting or by immersion in a suitable reagent. If the article is suspected of containing iron or steel, it may be tested with a magnet.

4. Marking**4.1 Other methods of marking**

- 4.1.1 Laser marking is permitted under the Convention. It should, however, be restricted to the marking of articles which could not satisfactorily be marked by punching (e.g. hollow and fragile articles or finished articles) the size of laser marks would be those mentioned in Appendix II to the Convention.
- 4.1.2 A gold pen nib shall be considered as a separate article from the pen in accordance with paragraph 1 of Annex I.
- 4.1.3 A pendant incorporating a gold or silver ingot fitted with a frame shall be considered as two separate articles, provided the ingot is loosely fitted and not permanently fixed. The frame may be accepted as a separate and complete article and marked with the Convention marks.
- 4.1.4 The Common Control Mark may be of a lower fineness than the national hallmark.

4.4 Articles consisting of more than one fineness of the same precious metal (exceptions)

Gold nuggets

Native gold in the shape of nuggets is allowed – unmarked – on precious metals articles, irrespective of the standard of fineness and of criteria for the determination of colours.

4.6 Articles consisting of different precious metal alloys**4.6.3 Exceptions**

a) White gold parts permitted on platinum articles for technical reasons:

On platinum articles, the following parts may be in white gold (750/1000):

- tongues for bracelets and necklets
- moving parts of clips for earrings and brooches
- pins for brooches
- joints and catches for brooches

b) A precious metal watch-case and attached bracelet may be considered as two separate articles provided that the bracelet is attached by pinning (barrette).

